


Hood – 420 SEL, 560 SEL

To open:

To unlock the hood, pull release lever (1) under the driver's side of the instrument panel. At the same time handle (2) will extend out of the radiator grill (it may be necessary to lift the hood up slightly).

Pull handle (2) completely out of radiator grill and open hood (do not pull up on handle).



Caution!

To avoid damage to the windshield wipers or hood, open the hood only with wipers in the parked position.

To close:


Lower hood and let it drop into the lock from a height of approx. 30 cm (1 ft).

Do not press down on hood with hands.

Warning!

To help prevent personal injury, stay clear of moving parts when the hood is open and the engine is running. Be sure the hood is properly closed before driving. The engine is equipped with a transistorized ignition system. Because of the high voltage it is dangerous to touch any components (ignition coil, distributor, spark plug sockets, ignition cables, diagnostic socket) of the ignition system:

- with the engine running
- while starting the engine
- if the ignition is "on" and the engine turned manually.




Hood - 560 SEC

To open:

To unlock the hood, pull release lever under the driver's side of the instrument panel. The hood opens up to the safety catch stop.

Push in safety catches on LH and RH sides of the radiator grill simultaneously and lift up hood.



Caution!

To avoid damage to the windshield wipers or hood, open the hood only with wipers in the parked position.

To close:

Lower hood and let it drop into the lock from a height of approx. 30 cm (1 ft).

Do not press down on hood with hands.

Warning!

To help prevent personal injury, stay clear of moving parts when the hood is open and the engine is running. Be sure the hood is properly closed before driving. The engine is equipped with a transistorized ignition system. Because of the high voltage it is dangerous to touch any components (ignition coil, distributor, spark plug sockets, ignition cables, diagnostic socket) of the ignition system:

- with the engine running
- while starting the engine
- if the ignition is "on" and the engine turned manually.